

Opioid Overdose Response

Follow these steps for Nyxoid nasal spray

1

SAFETY

Check the person and area for anything unsafe.



2

OPIOID OVERDOSE? LOOK FOR THE SIGNS

- Not responding
- Pinned pupils
- Not breathing normally – shallow slow breathing or snoring
- Pale or cold skin, blue or grey lips and fingertips



3

CALL TRIPLE ZERO (000)

I think it's an overdose



4

LIE PERSON ON BACK

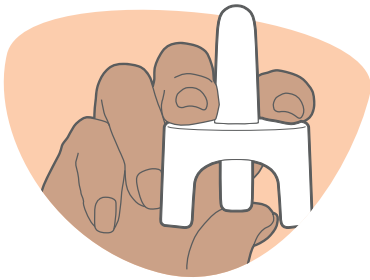
Put them on their back and check the nose is clear.



5

HOLD NYXOID LIKE THIS

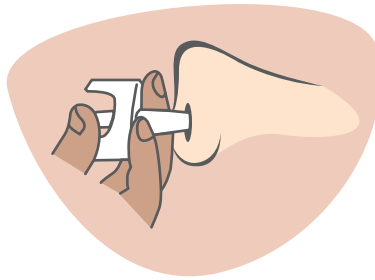
Remember Nyxoid® contains 1 dose only.



6

GIVE NALOXONE INTO NOSE

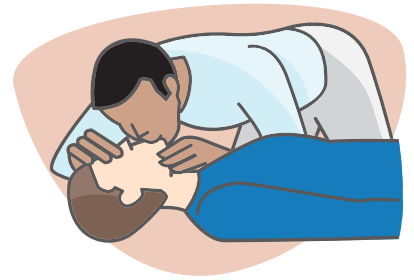
Insert Nyxoid® nozzle in nostril. Press until it clicks to give the dose.



7

ARE THEY BREATHING?

If not, use *rescue breathing* if you know how – give 2 breaths.

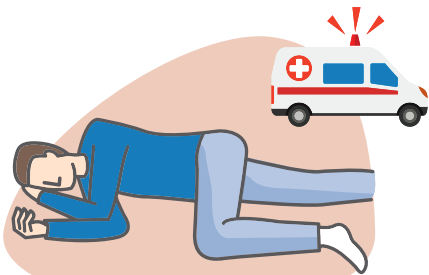


8

RECOVERY

Put person in 'recovery position' if you know how.

Stay with them until Ambulance arrives.

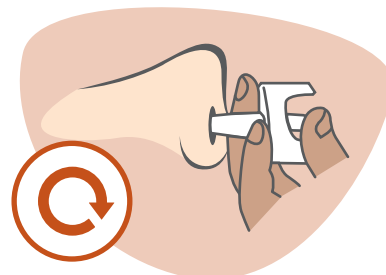


9

REPEAT DOSE IF NEEDED

If no response give 2nd dose of Nyxoid® in other nostril.

If available, give another dose every 2 to 3 minutes until person recovers or Ambulance arrives.



Use naloxone to reverse opioid overdose (e.g. heroin, morphine, methadone, oxycodone, prescription opioids, fentanyl). It takes 2–5 minutes to start working and lasts about 30–90 minutes.

To receive this document in another format email <aod.enquiries@health.vic.gov.au>.

Reproduced by permission, NSW Health © 2023.

Authorised and published by the Victorian Government, 1 Treasury Place, Melbourne. © State of Victoria, Australia, Department of Health, ISBN 978-1-76131-462-9 (pdf/online/MS word).

Available from [the department's website](https://www.health.vic.gov.au/aod-treatment-services/victorias-take-home-naloxone-program) <https://www.health.vic.gov.au/aod-treatment-services/victorias-take-home-naloxone-program> November 2023. (2303380).